

**REGIONAL DISTRICT OF KITIMAT-STIKINE**  
**STATEMENT OF FINANCIAL INFORMATION**  
**FOR THE YEAR ENDING DECEMBER 31, 2019**

**Table of Contents**

- 1) Statement of Financial Information Approval
- 2) Management Report
- 3) Financial Statements
- 4) Schedule of Debentures
- 5) Schedule of Guarantee and Indemnity Agreements
- 6) Schedule of Directors' Remuneration and Expenses
- 7) Schedule of Employees' Remuneration and Expenses
- 8) Schedule of Payments to Suppliers
- 9) Schedule of Severance Agreements

REGIONAL DISTRICT OF KITIMAT-STIKINE

**Statement of Financial Information Approval**

The undersigned, as authorized by the Financial Information Regulation Schedule 1, subsection 9(2), approves all the statements and schedules in this Statement of Financial Information, produced under the Financial Information Act.



---

Yvonne Koerner

Treasurer

June 8, 2020

## REGIONAL DISTRICT OF KITIMAT-STIKINE

### MANAGEMENT REPORT


The financial statements contained in this Statement of Financial Information under the Financial Information Act have been prepared by management in accordance with generally accepted accounting principles or stated accounting principles, and the integrity and objectivity of these statements are management's responsibility. Management is also responsible for all the statements and schedules, and for ensuring that this information is consistent, where appropriate with the information contained in the financial statements.

Management is also responsible for implementing and maintaining a system of internal controls to provide reasonable assurance that reliable financial information is produced.

The Board of Directors is responsible for ensuring that management fulfils its responsibilities for financial reporting and internal control and exercises this responsibility through the annual audit process.

The external auditors, Carlyle Shepherd and Co., conduct an independent examination, in accordance with general accepted auditing standards, and express their opinion on the financial statements. Their examination does not relate to the other schedules and statements required by the Act. Their examination includes a review and evaluation of the corporation's system of internal control and appropriate tests and procedures to provide reasonable assurance that the financial statements are presented fairly.

On behalf of the Regional District of Kitimat-Stikine.

  
\_\_\_\_\_  
Yvonne Koerner  
Treasurer  
June 8, 2020

Prepared pursuant to Financial Information Registration Schedule 1, Section 9.

# REGIONAL DISTRICT OF KITIMAT-STIKINE

## FINANCIAL STATEMENTS

DECEMBER 31, 2019



# **REGIONAL DISTRICT OF KITIMAT-STIKINE**

## **FINANCIAL STATEMENTS**

**DECEMBER 31, 2019**

### **INDEPENDENT AUDITOR'S REPORT**

#### **STATEMENT**

- A STATEMENT OF FINANCIAL POSITION**
- B STATEMENT OF FINANCIAL ACTIVITIES**
- C STATEMENT OF CASH FLOWS**
- D STATEMENT OF CHANGES IN NET FINANCIAL ASSETS (LIABILITIES)**

#### **NOTES**

#### **SCHEDULE**

- 1 Statement of Surplus**
- 2 Statement of Reserve Funds**
- 3 Statement of Changes in Equity in Physical Assets**
- 4 Schedule of Physical Assets**
- 5 Statement of Expenditure by Type**



## INDEPENDENT AUDITOR'S REPORT

To the Board of Directors  
Regional District of Kitimat-Stikine

### Opinion

We have audited the financial statements of the Regional District of Kitimat-Stikine, which comprise the statement of financial position as at December 31, 2019 and the statements of financial activities, cash flows, changes in net financial assets (liabilities), and schedules one to five for the year then ended, and notes to the financial statements, including a summary of significant accounting policies.

In our opinion, the accompanying financial statements present fairly, in all material respects, the financial position of the Regional District as at December 31, 2019 and the results of its operations and cash flows for the year then ended in accordance with Canadian public sector accounting standards.

### Basis for Opinion

We conducted our audit in accordance with Canadian generally accepted auditing standards. We are independent of the Regional District in accordance with the ethical requirements that are relevant to our audit of the financial statements in Canada, and we have fulfilled our other ethical responsibilities in accordance with these requirements. We believe that the audit evidence we have obtained is sufficient and appropriate to provide a basis for our opinion.

### Auditor's Responsibility for the Audit of the Financial Statements

Our objectives are to obtain reasonable assurance about whether the financial statements as a whole are free from material misstatement, whether due to fraud or error, and to issue an auditor's report that includes our opinion. Reasonable assurance is a high level of assurance, but is not a guarantee that an audit conducted in accordance with Canadian generally accepted auditing standards will always detect a material misstatement when it exists. Misstatements can arise from fraud or error and are considered material if, individually or in the aggregate, they could reasonably be expected to influence the economic decisions of users taken on the basis of these financial statements.

As part of an audit in accordance with Canadian generally accepted auditing standards, we exercise professional judgement and maintain professional skepticism throughout the audit.


### Responsibilities of Management and Directors for the Financial Statements

Management is responsible for the preparation and fair presentation of these financial statements in accordance with Canadian public sector accounting standards, and for such internal controls as management determines are necessary to enable the preparation of financial statements that are free of material misstatement, whether due to fraud or error.

In preparing the financial statements, management is responsible for assessing the Regional District's ability to continue as a going concern, disclosing, as applicable, matters related to going concern and using the going concern basis of accounting unless conditions exist that do not allow for the going concern basis to be used.

The Board of Directors is responsible for overseeing the Regional District's financial reporting process.

Terrace, BC  
May 22, 2020





## INDEPENDENT AUDITOR'S REPORT

To the Board of Directors  
Regional District of Kitimat-Stikine

### Opinion

We have audited the financial statements of the Regional District of Kitimat-Stikine, which comprise the statement of financial position as at December 31, 2019 and the statements of financial activities, cash flows, changes in net financial assets (liabilities), and schedules one to five for the year then ended, and notes to the financial statements, including a summary of significant accounting policies.

In our opinion, the accompanying financial statements present fairly, in all material respects, the financial position of the Regional District as at December 31, 2019 and the results of its operations and cash flows for the year then ended in accordance with Canadian public sector accounting standards.

### Basis for Opinion

We conducted our audit in accordance with Canadian generally accepted auditing standards. We are independent of the Regional District in accordance with the ethical requirements that are relevant to our audit of the financial statements in Canada, and we have fulfilled our other ethical responsibilities in accordance with these requirements. We believe that the audit evidence we have obtained is sufficient and appropriate to provide a basis for our opinion.

### Auditor's Responsibility for the Audit of the Financial Statements

Our objectives are to obtain reasonable assurance about whether the financial statements as a whole are free from material misstatement, whether due to fraud or error, and to issue an auditor's report that includes our opinion. Reasonable assurance is a high level of assurance, but is not a guarantee that an audit conducted in accordance with Canadian generally accepted auditing standards will always detect a material misstatement when it exists. Misstatements can arise from fraud or error and are considered material if, individually or in the aggregate, they could reasonably be expected to influence the economic decisions of users taken on the basis of these financial statements.

As part of an audit in accordance with Canadian generally accepted auditing standards, we exercise professional judgement and maintain professional skepticism throughout the audit.

### Responsibilities of Management and Directors for the Financial Statements

Management is responsible for the preparation and fair presentation of these financial statements in accordance with Canadian public sector accounting standards, and for such internal controls as management determines are necessary to enable the preparation of financial statements that are free of material misstatement, whether due to fraud or error.

In preparing the financial statements, management is responsible for assessing the Regional District's ability to continue as a going concern, disclosing, as applicable, matters related to going concern and using the going concern basis of accounting unless conditions exist that do not allow for the going concern basis to be used.

The Board of Directors is responsible for overseeing the Regional District's financial reporting process.

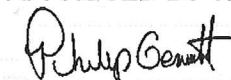
Terrace, BC  
May 22, 2020

*Carlyle Shepherd: Co.*

**REGIONAL DISTRICT OF KITIMAT-STIKINE**  
**STATEMENT OF FINANCIAL POSITION**  
**December 31**  
**STATEMENT A**

	2019	2018
	\$	\$
<b>FINANCIAL ASSETS</b>		
Cash and Investments (Note 1)	12,479,814	8,919,157
Trade and Other Receivables (Note 2)	3,136,392	5,099,527
MFA Deposit (Note 3)	392,756	371,717
Due from Municipalities for Debt	7,906,085	7,164,593
	<u>23,915,047</u>	<u>21,554,994</u>
<b>LIABILITIES</b>		
Accounts Payable and Accrued Liabilities	2,583,598	5,616,815
Due to DaSilva Developments Ltd.	-	385,000
Landfill Closure Cost Accrual (Note 7)	996,829	718,526
Deferred Revenue (Note 4)	4,109,148	4,323,494
MFA Debt Reserve (Note 3)	392,756	371,717
Debentures issued for Regional District (Note 5)	20,589,205	21,547,585
Debentures issued for Municipalities (Note 6)	7,906,085	7,164,593
	<u>36,577,621</u>	<u>40,127,730</u>
<b>NET FINANCIAL ASSETS (LIABILITIES)</b>	<b>-12,662,574</b>	<b>-18,572,736</b>
<b>PHYSICAL ASSETS (Note 1 and Schedule 4)</b>	<u><b>59,812,678</b></u>	<u><b>58,251,530</b></u>
	<u><b>47,150,104</b></u>	<u><b>39,678,794</b></u>
<b>REGIONAL DISTRICT POSITION</b>		
Operating Surplus (Schedule 1)	3,569,248	3,990,340
Reserve Funds (Schedule 2)	4,357,383	569,508
Equity in Physical Assets (Note 1) (Schedule 3)	<u>39,223,473</u>	<u>35,118,946</u>
<b>Fund Balances</b>	<u><b>47,150,104</b></u>	<u><b>39,678,794</b></u>

**APPROVED BY THE BOARD**



**CHAIR**



**TREASURER**



**REGIONAL DISTRICT OF KITIMAT-STIKINE**  
**STATEMENT OF FINANCIAL ACTIVITIES**  
Year Ended December 31  
**STATEMENT B**

	Unaudited Budget 2019	Audited Actual 2019	Audited Actual 2018
	\$	\$	\$
<b>REVENUES</b>			
Taxation	9,664,105	9,629,515	8,906,230
Grants in Lieu	-	30,521	41,315
Government Grants	8,137,083	9,181,389	8,556,758
Skeena Ice Arena Donations	551,000	1,339,339	2,625,508
Sale of Services	5,872,258	4,913,550	4,633,921
Return on Investments	147,200	217,167	146,468
Municipal Debt Payments	742,132	716,277	521,423
	<u>25,113,778</u>	<u>26,027,758</u>	<u>25,431,623</u>
<b>EXPENDITURES</b>			
Copperside Estates Street Lighting	7,670	8,062	8,175
Dease Lake Fire Protection	113,550	67,605	89,186
Economic Development	471,852	357,341	244,976
Emergency Measures Program	609,939	567,493	832,729
Feasibility Studies	554,000	202,066	135,941
General Government	3,098,472	2,440,046	1,941,220
General Government - Unorganized Areas	62,502	30,352	79,592
Gossan Creek Subdivision Street Lighting	550	356	426
Hazelton Library	99,760	99,840	99,860
Hazelton Rural Fire Protection	34,596	25,568	24,563
Hazelton Transit	271,078	223,603	192,439
Hazelton & Stewart Area Solid Waste Management	2,185,488	2,512,663	1,643,891
Heritage Register	14,700	843	18,901
House Numbering	24,510	25,405	7,448
Kitwanga Community Association	31,250	31,250	32,764
Lakelse Lake Street Lighting	1,337	320	531
Muller Bay Grant in Aid	24,800	24,802	-
New Remo Dyke/Streetlighting	122,176	2,036	63,836
Noise, Nuisance, Unsightly Premises Bylaw	30,750	8,496	14,694
Planning Services	965,554	715,438	758,677
Preparation for Emergencies	150,400	154,921	139,052
Recreation and Cemetery Cost Sharing	649,128	834,364	706,220
Regional 911 Telephone System	746,576	720,387	683,056
Skeena Fire Protection	718,574	765,887	890,582
Skeena Ice Arena	1,864,726	1,048,815	247,791
Skeena Regional Transit	397,004	337,993	330,324
Skeena Television Rebroadcasting	32,269	32,269	25,608
South West Lakeside Grant in Aid	5,850	5,920	5,920
South Hazelton Fire Protection	64,500	21,020	20,152

**REGIONAL DISTRICT OF KITIMAT-STIKINE**  
**STATEMENT OF FINANCIAL ACTIVITIES**  
Year Ended December 31  
**STATEMENT B**

	Unaudited Budget 2019	Audited Actual 2019	Audited Actual 2018
	\$	\$	\$
<b>EXPENDITURES (continued)</b>			
South Hazelton Parks and Recreation	9,136	5,696	4,317
South Hazelton Street Lighting	16,420	17,139	16,786
South Hazelton Water System	177,845	104,877	113,544
Terrace Library Cost Sharing	235,300	228,706	229,033
Terrace Rural Water System	125,500	97,102	97,218
Terrace Area Solid Waste Management	3,499,939	2,954,000	2,682,780
Thornhill Community Centre	92,324	70,226	75,011
Thornhill Dog Control	223,374	204,866	169,323
Thornhill Parks and Recreation	130,540	84,070	67,844
Thornhill Street Lighting	113,640	108,828	108,478
Thornhill Water System	675,749	554,182	631,588
Queensway/Churchill Drive Sewer System	222,227	124,408	1,109,905
Urban Transit	157,475	146,569	148,379
Thornhill Core Sewer	62,660	62,660	62,660
Amortization / loss on disposal of assets	1,230,000	1,811,681	1,230,748
Cost of borrowing	-	-	10,300
Municipal Debt Payments	742,132	716,277	521,423
<b>Total Expenditures</b>	<b>21,067,822</b>	<b>18,556,448</b>	<b>16,517,891</b>
 Revenue Over Expenditures	 4,045,956	 7,471,310	 8,913,732
 Opening Regional District Position	 <u>39,678,794</u>	 <u>39,678,794</u>	 <u>30,765,062</u>
 Closing Regional District Position	 <u><b>43,724,750</b></u>	 <u><b>47,150,104</b></u>	 <u><b>39,678,794</b></u>



**REGIONAL DISTRICT OF KITIMAT-STIKINE**  
**STATEMENT OF CASH FLOWS**  
Year Ended December 31  
**STATEMENT C**

	2019 \$	2018 \$
<b>OPERATING ACTIVITIES</b>		
Revenue over Expenditures	7,471,310	8,913,732
Amortization	1,811,681	1,230,748
Trade and Other Receivables	1,963,135	-997,596
Accounts Payable and Accrued Liabilities	-2,754,914	774,547
Deferred Revenue	-214,346	1,734,930
	<u>8,276,866</u>	<u>11,656,361</u>
<b>FINANCIANG ACTIVITIES</b>		
MFA Debenture debt	-958,380	138,837
Due to DaSilva Developments Ltd.	-385,000	-420,000
	<u>-1,343,380</u>	<u>-281,163</u>
<b>INVESTING ACTIVITIES</b>		
Physical asset purchases	<u>-3,372,829</u>	<u>-12,426,363</u>
Change in Cash	3,560,657	-1,051,165
Opening Cash and Investments	<u>8,919,157</u>	<u>9,970,322</u>
Closing Cash and Investments	<u><u>12,479,814</u></u>	<u><u>8,919,157</u></u>

**REGIONAL DISTRICT OF KITIMAT-STIKINE**  
**STATEMENT OF CHANGES IN NET FINANCIAL ASSETS/(LIABILITIES)**  
Year Ended December 31  
**STATEMENT D**

	2019 \$	2018 \$
Revenue over expenditures	7,471,310	8,913,732
Amortization / loss on disposal of assets	1,811,681	1,230,748
Physical asset purchases	<u>-3,372,829</u>	<u>-12,426,363</u>
Increase (decrease) in net financial assets (liabilities)	5,910,162	-2,281,883
Opening net financial assets (liabilities)	<u>-18,572,736</u>	<u>-16,290,853</u>
Closing net financial assets (liabilities)	<u><u>-12,662,574</u></u>	<u><u>-18,572,736</u></u>

# **REGIONAL DISTRICT OF KITIMAT-STIKINE**

## **NOTES**

**DECEMBER 31, 2019**

### **1. SIGNIFICANT ACCOUNTING POLICIES**

#### **Basis of presentation**

These financial statements have been prepared in accordance with Canadian public sector accounting standards.

The Regional District maintains the following funds that are combined in the financial statements:

- Operating fund reports the general activities of the Regional District.
- Capital fund reports the physical assets of the Regional District together with the related financing.
- Reserve fund reports the activities of the funds established by bylaw for specific purposes.

#### **Basis of accounting**

Revenue and expenditures are reported on an accrual basis.

#### **Revenue recognition**

Taxation revenues are recognized when received from the Province of British Columbia and member Municipalities. Sale of services and user fee revenues are recognized when the service or products are provided by the Regional District. Grant revenues are recognized when the commitments are met.

#### **Financial instruments**

It is management's opinion that the Regional District's financial instruments are not exposed to significant interest rate, liquidity, market or other price risks. The Regional District measures financial assets and liabilities at market value at the date of acquisition.

#### **Cash and investments**

Cash and investments are reported at market value which approximates cost.



## REGIONAL DISTRICT OF KITIMAT-STIKINE

### NOTES

DECEMBER 31, 2019

#### 1. SIGNIFICANT ACCOUNTING POLICIES (continued)

##### Use of estimates

The preparation of financial statements in accordance with Canadian public sector accounting standards requires management to make estimates and assumptions that affect the amounts reported. Actual results could differ from those estimates. Adjustments, if any, will be reflected in operations in the period of settlement.

##### Physical assets

Physical assets are recorded at cost and are amortized using the straight-line method as follows:

Buildings	25 and 40 years
Automotive	10 and 20 years
Equipment	10 and 20 years
Infrastructure	40 years

##### Equity In Physical Assets

Equity in physical assets reflects the accumulated funded historical cost of physical assets less accumulated amortization.

#### 2. TRADE AND OTHER RECEIVABLES

	2019	2018
	\$	\$
Provincial and Federal governments	960,313	3,592,490
Regional/local governments and First Nations	932,723	310,373
Trade receivables	498,392	441,363
Equipment Leases	134,986	213,603
Other	609,978	541,698
	3,136,392	5,099,527

## REGIONAL DISTRICT OF KITIMAT-STIKINE

### NOTES

DECEMBER 31, 2019

#### 3. MFA DEPOSIT AND DEBT RESERVE

A condition of MFA borrowings stipulates that a portion of the debenture proceeds be withheld as a security deposit and a debt reserve fund.

#### 4. DEFERRED REVENUE

Revenues received in advance of expenses that will be incurred in a later period are deferred until they are matched against those expenses.

	2019	2018
	\$	\$
Federal gas tax	4,078,890	3,115,733
Skeena Ice Arena Construction	-	1,200,000
Other	30,258	7,761
	4,109,148	4,323,494

#### 5. DEBENTURES ISSUED FOR REGIONAL DISTRICT

Debenture debt with the Municipal Finance Authority is being repaid in accordance with approved bylaws and agreements.

#### 6. DEBENTURES ISSUED FOR MUNICIPALITIES

When a member municipality within the Regional District wishes to issue debenture debt through the Municipal Finance Authority of BC (MFA), the borrowing is done through the Regional District. The Regional District is therefore responsible for repayment of the debt to MFA. When payments (principal and interest) are made on this debt, the Regional District pays MFA and is reimbursed by the municipality.

The Regional District reports the outstanding debt borrowed on behalf of the member municipalities as both a financial asset and financial liability. Municipal debt payments are shown as revenue and offsetting expenditure.



## **REGIONAL DISTRICT OF KITIMAT-STIKINE**

### **NOTES**

**DECEMBER 31, 2019**

#### **7. LANDFILL CLOSURE COST ACCRUAL**

The Regional District is responsible for closing six landfills in accordance with Ministry of Environment regulations. A comprehensive closure plan has been prepared for some of the landfills. Management has prepared its estimates using the comprehensive closure plan prepared and extrapolating the closure costs for the other landfills.

#### **8. PENSION INFORMATION**

The Regional District and its employees contribute to the Municipal Pension Plan (the Plan), a jointly trustee pension plan. The board of trustees, representing plan members and employers, is responsible for administering the plan, including investment of the assets and administration of benefits. The pension plan is a multi-employer contributory pension plan. Basic pension benefits provided are based on a formula. As at December 31, 2017, the plan has about 197,000 active members and approximately 95,000 retired members. Active members include approximately 38,000 contributors from local governments.

Every three years, an actuarial valuation is performed to assess the financial position of the plan and adequacy of plan funding. The actuary determines an appropriate combined employer and member contribution rate to fund the plan. The actuary's calculated contribution rate is based on the entry-age normal cost method, which produces the long term rate of member and employer contributions sufficient to provide benefits for average future entrants to the plan. This rate may be adjusted for the amortization of any actuarial funding surplus and will be adjusted for the amortization of any unfunded actuarial liability.

The most recent valuations for the Municipal Pension Plan as of December 31, 2018, indicated a \$2,870 million funding surplus for basic pension benefits on a going concern basis. The rate stabilization account has a balance of about \$2,500 million and the required contribution rates remain unchanged.



## **REGIONAL DISTRICT OF KITIMAT-STIKINE**

### **NOTES**

**DECEMBER 31, 2019**

#### **9. PENSION INFORMATION (continued)**

The next valuation will be as at December 31, 2020, with results available in 2021.

Employers participating in the plan record their pension expense as the amount of employer contributions made during the fiscal year (defined contribution pension plan accounting). This is because the plan records accrued liabilities and accrued assets for the plan in aggregate, resulting in no consistent and reliable basis for allocating the obligation, assets and cost to individual employers participating in the plan.

#### **10. PURPOSE OF ORGANIZATION**

The Regional District provides local government services to an area of 100,000km<sup>2</sup> in northwestern British Columbia. Member municipalities are Kitimat, Terrace, Stewart, Hazelton and New Hazelton.

The Regional District administers over 40 "functions" or services ranging from rural land use planning, to a community water system, to fire protection, to library services.

**REGIONAL DISTRICT OF KITIMAT-STIKINE**  
**STATEMENT OF SURPLUS**  
Year Ended December 31  
**SCHEDULE 1**

	2019 \$	2018 \$
Copperside Estates Street Lighting	-7,657	-5,845
Dease Lake Fire Protection	49,856	23,550
Economic Development	446,180	202,378
Emergency Measures Program	182,371	-66,279
Feasibility Studies	-54,066	209,980
General Government	934,546	698,180
General Government - Unorganized Areas	35,235	18,895
Gossan Creek Subdivision Street Lighting	194	224
Hazleton & Stewart Area Solid Waste Management	-1,221,864	965,650
Hazleton Library	-80	-80
Hazleton Rural Fire Protection	9,028	24,596
Hazleton Transit	-63,063	-37,047
Heritage Register	13,857	799
House Numbering	-895	15,879
Kitwanga Community Association	71	65
Lakelse Lake Street Lighting	1,017	937
New Remo Dyke/Streetlighting	71,650	64,157
Noise, Nuisance, Unsightly Premises Bylaw	22,254	17,192
Planning Services	322,710	190,993
Preparation for Emergencies	-4,522	5,084
Recreation and Cemetery Cost Sharing	-184,635	6,042
Regional Trust	155,022	180,022
Regional 911 Emergency Telephone System	40,058	39,675
Skeena Fire Protection	-57,989	-39,319
Skeena Ice Arena	1,819,739	812,131
Skeena Regional Transit	74,601	51,093
Skeena Television Rebroadcasting	-	920
South Hazelton Fire Protection	43,481	42,500
South Hazelton Parks and Recreation	3,440	5,136
South Hazelton Street Lighting	-719	-935
South Hazelton Water System	33,575	-5,357
Southwest Lakeview Grant-in-aid	-70	-70
Terrace Area Solid Waste Management	928,685	685,483
Terrace Library Cost Sharing	6,846	-564
Terrace Rural Water System	28,037	17,851
Thornhill Community Centre	-25,944	-91,384
Thornhill Dog Control	24,551	51,088
Thornhill Parks and Recreation	46,686	36,205
Thornhill Street Lighting	4,812	2,057
Thornhill Water System	-9,906	-68,322
Queensway/Churchill Drive Sewer System	-108,897	-65,716
Thornhill Core Sewer	2	-
Urban Transit	11,051	2,496
	<u>3,569,248</u>	<u>3,990,340</u>



**REGIONAL DISTRICT OF KITIMAT-STIKINE**  
**STATEMENT OF RESERVE FUNDS**  
Year Ended December 31  
**SCHEDULE 2**

	2019 \$	2018 \$
Opening balance	569,508	382,908
Transfer from operating funds	4,880,000	300,000
Transfers to operating funds	-1,092,125	-113,400
Closing balance	<u>4,357,383</u>	<u>569,508</u>

Represented by the following reserve funds:

Dease Lake Fire Protection	100,000	-
Emergency Measures	100,000	-
Feasibility Studies	479,240	-
General Government	751,979	-
Hazelton Regional Transit	100,000	-
Hazelton Rural Fire Protection	60,480	200,000
Hazeltons & Stewart Area Solid Waste	500,000	-
Queensway Sewer Sytem	200,000	-
Regional 911 Emergency Telephone	50,000	-
South Hazelton Fire Protection	-	100,000
South Hazelton Water System	200,000	-
Terrace Area Solid Waste & Recyclable	100,000	-
Thornhill Community Centre	100,000	-
Thornhill Dog Control	35,797	35,797
Thornhill Fire Protection	1,100,000	-
Thornhill Parks & Recreation	100,000	-
Thornhill Water Utility	<u>379,887</u>	<u>233,711</u>
	<u>4,357,383</u>	<u>569,508</u>

**REGIONAL DISTRICT OF KITIMAT-STIKINE**  
**STATEMENT OF CHANGES IN EQUITY IN PHYSICAL ASSETS**  
Year Ended December 31  
**SCHEDULE 3**

	2019 \$	2018 \$
Opening Balance	35,118,946	25,266,127
Increase in equity		
Debt repayment	1,279,137	1,279,805
Actuarial additions	64,242	35,358
Transfers from Operating Fund	4,572,829	9,778,704
Cost of borrowing	-	-10,300
Amortization / loss on disposal of assets	<u>-1,811,681</u>	<u>-1,230,748</u>
Closing Balance	<u><u>39,223,473</u></u>	<u><u>35,118,946</u></u>



**REGIONAL DISTRICT OF KITIMAT-STIKINE**  
**SCHEDULE OF PHYSICAL ASSETS**  
Year Ended December 31  
**SCHEDULE 4**

	PHYSICAL ASSETS			ACCUMULATED AMORTIZATION			NET BOOK VALUE	
	Opening Balance	Additions	Disposals	Closing Balance	Opening Balance	Annual Amortization	Closing Balance	
	\$	\$	\$	\$	\$	\$	\$	\$
Land	633,685	20,000	-	653,685	-	-	-	633,685
Buildings	27,576,681	1,016,271	-	28,592,952	1,268,609	735,610	2,004,219	26,308,072
Machinery & Equipment	3,010,025	453,473	45,807	3,417,691	1,232,327	162,520	1,349,040	1,777,698
Infrastructure	34,276,359	1,883,085	-	36,159,444	4,744,284	913,551	5,657,835	29,532,075
	65,496,750	3,372,829	45,807	68,823,772	7,245,220	1,811,681	9,011,094	58,251,530

**REGIONAL DISTRICT OF KITIMAT-STIKINE**  
**STATEMENT OF EXPENDITURES BY TYPE**  
Year Ended December 31  
**SCHEDULE 5**

	2019 \$	2018 \$
Director remuneration	220,392	198,798
Director travel and expenses	126,552	127,612
Staff remuneration and benefits	2,424,200	2,577,203
Staff travel and education	153,393	205,641
Grants and Cost Sharing	1,462,329	1,058,107
Vehicle operation	155,355	150,629
Utilities	581,134	317,702
Insurance and property taxes	183,358	200,494
Interest	551,655	533,570
Purchased services and supplies	9,891,819	9,371,216
Landfill closure	278,303	24,748
Amortization / loss on disposal of assets	1,811,681	1,230,748
Municipal Debt Payments	716,277	521,423
	<u>18,556,448</u>	<u>16,517,891</u>



**REGIONAL DISTRICT OF KITIMAT-STIKINE**  
**SCHEDULE OF DEBENTURE DEBT**  
**FOR THE YEAR ENDED DECEMBER 31, 2019**

Terrace Rural Water	
MFA Issue # 112	\$ 915,347.87
MFA Issue # 118	\$ 44,085.64
Thornhill Core Sewer	
MFA Issue # 137	\$ 1,761,941.30
MFA Issue #139	\$ 300,172.63
Terrace Area Solid Waste	
MFA Issue #137	\$ 4,539,818.76
MFA Issue #139	\$ 7,256,753.76
MFA Issue #142	\$ 1,081,608.97
MFA Issue #146	\$ 991,667.82
Hazelton and Stewart Area Solid Waste	
MFA Issue #141	\$ 2,987,829.22
MFA Issue #142	\$ 709,979.23
Total Outstanding	\$ 20,589,205.20

	Maturity Date	Interest Rate
MFA Issue #112	October 2030	3.64 %
MFA Issue #118	October 2032	3.40 %
MFA Issue #137	April 2036	2.60 %
MFA Issue #139	October 2036	2.60 %
MFA Issue #141	April 2037	2.80 %
MFA Issue #142	October 2037	3.15 %
MFA Issue #146	September 2038	3.20 %

REGIONAL DISTRICT OF KITIMAT-STIKINE

**Schedule of Guarantee and Indemnity Agreements**

There were no guarantees or indemnity agreements in place during the fiscal year 2019.

REGIONAL DISTRICT OF KITIMAT-STIKINE

SCHEDULE OF DIRECTOR REMUNERATION AND EXPENSES

FOR THE YEAR ENDED DECEMBER 31, 2019

NAME	POSITION	REMUNERATION	EXPENSES
BIDGOOD, BRUCE	DIRECTOR, ELECTORAL AREA C	\$ 19,552	\$ 1,932
BROCKLEBANK, DAVID	DIRECTOR, ELECTORAL AREA D	21,562	24,278
BUJTAS, SEAN	DIRECTOR, CITY OF TERRACE	12,546	-
CHRISTIANSEN, LYNNE	ALTERNATE, CITY OF TERRACE	400	-
CORDEIRO, JAMES	VICE CHAIR, CITY OF TERRACE	17,226	13,114
ETZERZA, TINA	DIRECTOR, ELECTORAL AREA F	21,352	9,233
GERMUTH, PHILIP	CHAIR, DISTRICT OF KITIMAT	19,356	782
HAMMOND, JEFFERY	DIRECTOR, ELECTORAL AREA E	18,542	5,085
HYSLOP, JAMES	ALTERNATE, DISTRICT OF STEWART	-	543
JONES, MICHAEL	ALTERNATE, ELECTORAL AREA E	920	19
LOWRY, GAIL	DIRECTOR, DISTRICT OF NEW HAZELTON	12,886	3,349
MAITLAND, JULIE	ALTERNATE, VILLAGE OF HAZELTON	400	860
MCKAY, GINA	DIRECTOR, DISTRICT OF STEWART	11,896	5,348
NYCE, ERIC	DIRECTOR, ELECTORAL AREA A	20,362	6,962
PARANICH, DEAN	DIRECTOR, ELECTORAL AREA B	20,362	13,257
STERRITT, DENNIS	DIRECTOR, VILLAGE OF HAZELTON	12,486	2,872
TOTAL DIRECTORS REMUNERATION AND EXPENSES		<u>\$209,848</u>	<u>\$87,634</u>

**REGIONAL DISTRICT OF KITIMAT-STIKINE**  
**SCHEDULE OF EMPLOYEE REMUNERATION AND EXPENSES**  
**FOR THE YEAR ENDED DECEMBER 31, 2019**

<b>NAME</b>	<b>POSITION</b>	<b>REMUNERATION</b>	<b>EXPENSES</b>
BOEHM, RICK	EMERGENCY PROGRAM COORDINATOR	\$ 81,489	\$ 1,757
BOLAND, KRISTOPHER	DEPUTY ADMINISTRATOR	106,542	30,999
GULL, MICHAEL	PROJECTS AND UTILITIES COORDINATOR	86,079	3,344
KOERNER, YVONNE	TREASURER	123,586	4,486
LACROIX, JASON	WORKS AND SERVICES OPERATOR	76,133	99
MILLER, PARRISH	WORKS AND SERVICES FOREMAN	91,303	1,427
PELLEGRINO, TED	MANAGER – PLANNING AND DEVELOPMENT SERVICES	107,257	4,939
POOLE, RON	ADMINISTRATOR	188,869	26,988
TEGGARTY, LISA	DEPUTY TREASURER	90,329	2,770
TOOMS, ROGER	MANAGER – WORKS AND SERVICES	95,640	2,955
<b>Subtotal</b>		<b>\$1,047,227</b>	<b>\$79,764</b>
OTHER EMPLOYEES (UNDER \$75,000)		<b>\$1,612,044</b>	<b>\$75,473</b>
<b>TOTAL EMPLOYEES REMUNERATION AND EXPENSES</b>		<b>\$2,659,271</b>	<b>\$155,237</b>

**Regional District of Kitimat-Stikine  
YTD Paid Report**



AP5070  
Date : Jun 02, 2020

Page : 1  
Time : 10:25 am

Supplier Code From : 0751001  
To : ZORH001

Sequence : By Code

Date Range From : 01-Jan-2019  
To : 31-Dec-2019

Categories From : C - CONTRACTOR  
To : O - REG - PAYABLE

Suppress Printing 25,000.00

Supplier Code	Name	Total
ALSE001	ALS ENVIRONMENTAL	37,243.48
AQUA002	AQUA PLUMBING & HEATING	26,537.42
BAND001	BANDSTRA TRANSPORTATION SYSTEMS LTD.	52,954.16
BCHY001	BC HYDRO	439,236.16
BCTR001	BC TRANSIT	731,953.25
BEAC003	BEAR CREEK CONTRACTING LTD	1,098,224.42
BIGR001	BIG RIVER ANALYTICS LTD.	28,048.40
CAPR001	CAPRI INSURANCE - HARDY STREET	48,167.00
CASC001	CASCADIA SPORT SYSTEMS INC	171,979.64
CITS001	CITY SPACES	236,034.34
CITY001	CITY OF TERRACE	2,777,731.69
COAM001	COAST MOUNTAIN WIRELESS COMMUNICATIONS LTD.	105,826.51
COME003	COMPLETE ELECTRIC INC.	49,475.27
CREC001	CANADIAN RECREATION EXCELLENCE	483,171.18
DASI001	DASILVA DEVELOPMENTS LTD	356,295.11
DBJOR001	D. BJORGAARD ENT	25,200.00
DNEW001	DISTRICT OF NEW HAZELTON	89,568.01
DOYO001	DO YOUR PART RECYCLING CO	123,135.73
DSTE001	DISTRICT OF STEWART	137,877.16
ENVM001	ENVIRONMENTAL METAL WORKS	46,801.62
EPEP001	E.P. ENGINEERED PUMP SYST	54,566.42
FORTG001	FORT GARRY FIRE TRUCKS	391,768.73
FOUD003	FOUR DIMENSION COMPUTER CENTRE	30,522.26
GEIW001	GEIER WASTE SERVICES LTD	551,153.63
GEOM003	GEOMAP GIS AMERICA INC	72,430.87
GRAS003	GRAYDON GROUP MANAGMENT INC	77,621.97
GUIL001	GUILLEVIN INTERNATIONAL INC	28,601.02
HEMS001	JOHN HEMSWORTH ARCHITECTURE INC.	120,342.34
HUBF001	HUB FIRE ENGINES & EQUIPMENT LTD	26,397.30
ICBC001	INSURANCE CORPORATION OF BRITISH COLUMBIA	35,178.00
INLA002	INLAND KENWORTH PARKER PACIFIC	26,861.24
ISKB001	ISKUT BAND COUNCIL	54,001.50
KLEC001	KLEANZA CONSTRUCTION LTD.	33,432.00
KORD001	KORDYBAN LODGE	25,000.00
LIFE001	LIFE STYLE EQUIPMENT (2002) LTD	53,874.33
MCCO001	MCCORMICK'S WELDING	35,435.00
MCEL001	MCELHANNEY LTD.	199,364.85
MFIN001	MINISTER OF FINANCE	217,312.80
MILO001	MILLS OFFICE PRODUCTIVITY	61,602.55
MUIA001	MUNICIPAL INSURANCE ASSOCIATION OF B.C.	126,182.00
MUNR001	MUNRO THOMPSON COMMUNICATION INC	184,137.41
NBCC001	NBC CONTRACTING INC	889,055.15
NBCT001	NORTHERN BC TOURISM ASSOCIATION	37,221.15
ORIO001	ORION PARTNERS LTD.	49,560.40
PABC001	PACIFIC BLUE CROSS	165,563.74
PACI001	PACIFIC NORTHERN GAS LTD.	30,224.45
PEND001	PENDRAGON COMPUTERS INC.	47,776.53
PERR001	PERRIN THORAU & ASSOCIATES LTD.	42,305.27
RDF001	REGIONAL DISTRICT OF FRASER-FORT GEORGE	559,980.55
RECG001	RECEIVER GENERAL FOR CANADA	791,539.56
RFBIO01	R.F. BINNIE & ASSOCIATES LTD	41,090.19
RICO001	RICOH CANADA INC.	33,039.72
SCON001	SKEENA CONCRETE PRODUCTS LTD	80,466.73
SILV001	SILVERTIP PROMOTIONS & SIGNS INC.	44,773.76



**Regional District of Kitimat-Stikine  
YTD Paid Report**



AP5070  
Date : Jun 02, 2020

Page : 1  
Time : 10:25 am

Supplier Code From : 0751001  
To : ZORH001

Sequence : By Code

Date Range From : 01-Jan-2019  
To : 31-Dec-2019

Categories From : C - CONTRACTOR  
To : O - REG - PAYABLE

Suppress Printing 25,000.00

Supplier Code	Name	Total
SMCS001	STEWART MCDANNOLD STUART	55,212.65
SOU001	SOUIC CONSTRUCTION LTD	272,686.52
SOU001	SOUTHERN IRRIGATION	33,225.49
SPER001	SPERLING HANSEN ASSOCIATES INC	279,338.20
STEER001	STEEL RIDGE CONTRACTING LTD	40,146.75
SUNC001	SUNCOR ENERGY PRODUCTS PARTNERSHIP	74,406.02
SUPE002	SUPERIOR PROPANE	157,184.64
SWIC001	SWICH SERVICES INC	37,672.32
TCHR001	TERRACE CHRYSLER LTD	89,277.99
TDVRL	TD VISA	41,061.98
TDVRM	TD VISA	63,007.92
TDVYK	TD VISA	43,682.56
TELU001	TELUS	75,382.97
TERU001	TERUS CONSTRUCTION LTD	50,068.20
TPBS001	TPB STRATEGIC COUNSEL LTD	28,050.04
TVFD001	THORNHILL VOLUNTEER FIREFIGHTERS ASSOCIATION	114,817.51
URBS001	URBAN SYSTEMS	80,589.70
WBEA001	WHITE BEAR INDUSTRIES	900,491.68
WESR003	WESTLAND RESOURCES	164,189.87
WHOR001	WEST HORIZON CONTRACTING	55,685.89
WILM003	SARAH WILMOT	34,624.16
WILT001	WILD TIMBER CONTRACTING INC.	213,261.67
WORK001	WORKERS' COMPENSATION BOARD OF BC	56,979.41
YELR001	YELLOWRIDGE CONSTRUCTION LTD	3,604,943.81
YOGC001	YOGA COWGIRL CO.	114,343.55
<b>Total Suppliers Equal and Over</b>		<b>25,000.00</b>
CITY001	CITY OF TERRACE	33,450.00
HAZL001	HAZELTON DISTRICT PUBLIC LIBRARY ASSOCIATION	99,520.00
KITW001	KITWANGA COMMUNITY ASSOCIATION	31,050.00
STVA001	SKEENA TV ASSOCIATION	31,949.00
<b>Total Grants and Contributions Equal and Over</b>		<b>25,000.00</b>
<b>Total Suppliers Equal and Over</b>		<b>25,000.00</b>
<b>Other Suppliers Under</b>		<b>25,000.00</b>
<b>Grand Total</b>		<b>21,011,377.00</b>



**Regional District of Kitimat-Stikine  
YTD Paid Report**



AP5070  
Date : Jun 02, 2020

Page : 1  
Time : 10:25 am

Supplier Code From : 0751001  
To : ZORH001

Sequence : By Code

Date Range From : 01-Jan-2019  
To : 31-Dec-2019

Categories From : C - CONTRACTOR  
To : O - REG - PAYABLE

Suppress Printing 25,000.00

Supplier Code	Name	Total
---------------	------	-------

**Reconciliation to Financial Statements**

Total Payments per Report	21,011,377.00
Amortization	1,811,681.00
Director Remuneration	220,392.00
Staff remuneration	2,424,200.00
Municipal Debt Payments & Interest	1,267,932.00
Asset purchases	-4,572,829.00
Opening AP	-6,001,815.00
Closing AP	2,583,598.00
Admin charges	168,207.00
DaSilva Developments (loan repayment)	-356,295.00
	18,556,448.00
Per Statement of Financial Activities	18,556,448.00
Variance	0.00

REGIONAL DISTRICT OF KITIMAT-STIKINE

**Statement of Severance Agreements**

There were no severance agreements under which payment was paid by the Regional District of Kitimat-Stikine during fiscal year 2019.

Prepared under the Financial Information Regulation Schedule 1, Sub-section 6(8).